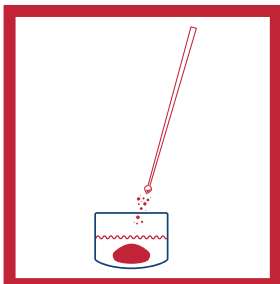


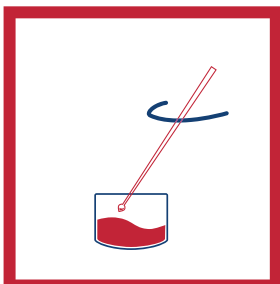
HOW TO TEST YOUR DRUGS

USING FENTANYL TEST STRIPS



1. Put the drugs you are testing in a small, unused container.

The more of your drugs you test, the more reliable the results will be.




2. Add water to your drugs and mix them up.

For 10 milligrams (mg) of:

- **Meth, MDMA, and ecstasy**, use 1 teaspoon of water.
- Other drugs, **like heroin, cocaine, crack, ketamine, and pills from nonmedical sources**, use a half teaspoon of water.

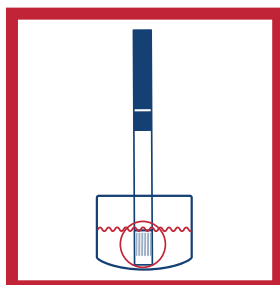
10 mg is enough to cover Abraham Lincoln's hair on a penny or fill a standard microscope.

1 teaspoon holds about as much as a soda or water bottle cap.



Tips for testing your drugs:

- Do not use test strips more than once.
- Finely crush **pills and tablets**, and add water to the powder mix thoroughly. If you do not want to test the entire pill, break it in half, and test a portion of the middle.



3. Place the strip in the water for 15 seconds.

Hold test strip at solid blue end and insert the wavy end in water for 15 seconds.

Instructions Continued on Back 




USING FENTANYL TEST STRIPS



4. Place the strip down flat and wait 5 minutes.

After waiting **at least 5 minutes**, look at the strip in full light. Do not attempt to read results after 10 minutes.



5. Read the results.

Positive test: If you are not planning to use fentanyl, avoid using the drugs, or start low and go slow.

Negative test: Remember, no test is 100% accurate and your drugs may still contain fentanyl.

Invalid test: Retest your drugs with a new strip.



Only one colored line appears in the control region (C). No apparent colored line appears in the test region (T).



Two colored lines appear on the membrane. One line appears in the control region (C) and another line appears in the test region (T). **Even faint lines are considered negative.**



Control line fails to appear. Results from any test which has not produced a control line at the specified read time must be discarded.

What else can I do to lower my risk of overdose?

No drug is completely safe and there is always a risk of overdose. Try using the following tips:

- **Use drugs with other people**, take turns, and avoid sharing needles and other devices.
- **Go slow** by taking small amounts and waiting in between uses.
- Get **naloxone** and use it if there is an overdose. Naloxone can be obtained at your local pharmacy or can be obtained free-of-charge through the mail by visiting: **naloxone.ohio.gov**
- **Contact 988:** If you or someone you know is experiencing a non-life-threatening mental health or addiction-related crisis (thoughts of suicide, emotional distress, or substance use/addiction) **call, chat, or text 988** for free, 24/7, confidential support.